


Hog Heaven III[®] Drainable Mats & Tiles

Anti-Fatigue Mats • Wet Area • Indoor

Hog Heaven III Drainable Mats are flow-through mats with excellent anti-fatigue properties designed for wet areas where grease, oil, and chemicals may be present. Available in modular tiles, linkable mats, and workstation mats for any configuration.



Hog Heaven III Drainable Workstation Mat


- **Comfortable** – High-density, closed-cell nitrile rubber cushion provides excellent anti-fatigue qualities to help reduce the pain and fatigue associated with standing for long periods of time
- **Safe** – Drainage holes allow liquid to flow through; beveled edges provide a safe transition from floor to mat and will not crack or curl
- **Durable** – Nitrile rubber provides years of useful life and can withstand the rigors of almost any industrial environment, including heavy cart traffic
- **Versatile** – Welding safe; grease/oil proof; chemical resistant; ESD rating of electrically conductive
- Mats and tiles are 3/4" thick and available with black or OSHA-approved yellow striped border
- Linkable mats can be linked together to create long runs, tiles can be linked to create custom configurations, and workstation mats are ideal for standing areas

Hog Heaven III Drainable Modular Tiles

Corner Tile

Center Tile

Side Tile



Locking Mechanism


Hog Heaven III Drainable Linkable Mats and Modular Tiles feature a unique locking mechanism to ensure the mats remain tightly connected

Hog Heaven III Drainable Linkable Mats

Mat End

Mat Middle

Mat End



Hog Heaven III® Drainable Mats & Tiles

Anti-Fatigue Mats • Wet Area • Indoor



Product No. 4411 (18" Modular Tiles)

Available with a black or striped border

Tile	Size (in.)	Product Weight
Center Tile	18" x 18" x 3/4"	6.8 lbs.
Side Tile	18" x 21.75" x 3/4"	7.8 lbs.
Corner Tile	21.75" x 21.75" x 3/4"	9.6 lbs.

Product No. 4412 (36" Modular Tiles)

Available with a black or striped border

Tile	Size (in.)	Product Weight
Center Tile	36" x 36" x 3/4"	28 lbs.
Side Tile	36" x 39.75" x 3/4"	29.4 lbs.
Corner Tile	39.75" x 39.75" x 3/4"	32 lbs.

Product No. 4413 (Linkable Mats - black border)

Product No. 4414 (Linkable Mats - yellow border)

	Size (in.)	Product Weight
Mat End	39.75" x 43.75"	35.4 lbs.
Mat Middle	36" x 43.75"	31.2 lbs.

Product No. 4415 (Workstation Mats - black border)

Product No. 4416 (Workstation Mats - yellow border)

Size (in.)	Product Weight
43.75" x 43.75"	37 lbs.

Note: Mat sizes are approximate as rubber shrinks and expands in conjunction with temperature and time. Tolerable manufacturing size variance is 3-5%.



M + A MATTING

800.241.5549

www.mamattng.com