

WaterHog® Inlay Mats

Logo • Scraper/Wiper Mats • Indoor/Outdoor


WaterHog Inlay mats feature your logo inlaid with razor-sharp precision in a WaterHog mat. During the precise inlay process, the area that will display your logo is cut from the mat and appropriate colors are inlaid in the cut-out, much like a jigsaw puzzle.



- **Clean & Dry** – Bi-level surface effectively scrapes dirt and moisture from shoes, trapping it beneath shoe level to prevent tracking; water dam border holds moisture keeping it off your floors (WaterHog mats can hold up to 1.5 gallons of water per square yard)
- **Durable & Fade Resistant** – Reinforced rubber nubs prevent pile from crushing and extend the performance life of the mat; solution-dyed fabric is fade-resistant
- **Safe** – Beveled edges provide a safe transition from floor to mat; certified high-traction by the National Floor Safety Institute (NFSI)
- **Eco-Friendly** – Rubber backing contains 20% post-consumer recycled rubber from car tires
- Available in 19 colors with choice of classic rubber border or fashion fabric border
- Features 78-mil SBR rubber with choice of smooth or universal cleated backing




Aquamarine*



Bluestone



Bordeaux



Camel



Charcoal




Dark Brown




Evergreen



Gold*



Light Green*



Medium Blue



Medium Brown



Medium Grey



Navy



Orange*



Purple*



Red/Black



Solid Red*



White*



Yellow*

*These colors are available in 3' and 4' widths only.

Colors may vary due to inconsistencies of various display monitors or printers (if you're viewing a printed version of this document). Color images are intended to be used as a guide only.

WaterHog® Inlay Mats

Logo • Scraper/Wiper Mats • Indoor/Outdoor



Product No. 234 (classic border), 235 (fashion border)
3/8" thickness

Size (ft.)	Size (in.)	Product Weight
2' x 3'	23" x 35"	5 lbs.
3' x 4'	35" x 45"	9 lbs.
3' x 5'	35" x 58"	12 lbs.
3' x 10'	35" x 116"	21 lbs.
3' x 12'	35" x 142"	26 lbs.
3' x 16'	35" x 189"	35 lbs.
3' x 20'	35" x 236"	44 lbs.
4' x 6'	45" x 69"	18 lbs.
4' x 8'	45" x 96"	23 lbs.
4' x 10'	45" x 116"	29 lbs.
4' x 12'	45" x 142"	35 lbs.
4' x 16'	45" x 189"	47 lbs.
4' x 20'	45" x 236"	59 lbs.
6' x 8'	70" x 95"	35 lbs.
6' x 12'	70" x 142"	47.6 lbs.
6' x 16'	70" x 189"	70 lbs.
6' x 20'	70" x 236"	83 lbs.

Note: Available in special sizes with widths of 3' (35"), 4' (45"), and 6' (70") and whole foot lengths up to 20'.

Mat sizes are approximate as rubber shrinks and expands in conjunction with temperature and time. Tolerable manufacturing size variance is 3-5%.



Inlay Logo

Inlay process results in razor-sharp precision

Classic Rubber Border

Fashion Fabric Border

