


Classic Plush™

Carpeted (Wiper) Mats • Indoor

Classic Plush mats feature a thick, plush carpet pile designed to absorb more moisture than standard mats.




- **Superior Moisture & Dust Control** – Heavier carpet pile absorbs and retains 50% more moisture and dust than standard mats
- **Resilient** – High-twist, heat-set nylon resists crushing to better trap dirt and extend the useful life of the mat
- **Fade Resistant** – Solution-dyed nylon won't fade in sunlight or with repeated washing; impervious to bleach
- **Safe** – Certified high-traction by the National Floor Safety Institute (NFSI)
- Commercially launderable
- Available in 7 color options on durable 48-mil nitrile rubber with different backing options to ensure the mat stays in place on your floor




Black




Brown/Black



Deeper Navy




Golden Brown



Midnight Grey



Red Pepper



Slate Grey

Colors may vary due to inconsistencies of various display monitors or printers (if you're viewing a printed version of this document). Color images are intended to be used as a guide only.

Classic Plush™ Mats

Carpeted (Wiper) Mats • Indoor



Product No. 180

Size (ft.)	Size (in.)	Product Weight*
2' x 3'	24" x 35"	3.8 lbs.
2.5' x 3'	30" x 35"	5.6 lbs.
2.5' x 4'	30" x 45"	6.5 lbs.
3' x 4'	35" x 45"	8.4 lbs.
3' x 5'	35" x 58"	12.8 lbs.
3' x 10'	35" x 119"	23 lbs.
4' x 6'	45" x 68"	17.8 lbs.
4' x 8'	45" x 95"	20.2 lbs.
5' x 8'	58" x 95"	29.5 lbs.
5' x 10'	58" x 119"	32 lbs.
5' x 12'	58" x 143"	39.3 lbs.
6' x 10'	68" x 119"	39.5 lbs.
6' x 12'	68" x 143"	48.1 lbs.

Note: Available in custom sizes with widths of 3' (35"), 4' (45"), 5' (58"), and 6' (68") and lengths up to 40'.

Mat sizes are approximate as rubber shrinks and expands in conjunction with temperature and time. Tolerable manufacturing size variance is 3-5%.



M + A MATTING

800.241.5549

www.mamattng.com