


# Hog Heaven<sup>®</sup> Drainable Tiles

## Anti-Fatigue Tiles • Wet Area • Indoor

Hog Heaven Drainable tiles provide excellent flow-through and anti-fatigue properties designed for wet areas where grease, oil, and chemicals may be present. Available in modular tiles, linkable tiles, and workstations for any configuration.

### Hog Heaven Drainable Workstation




- **Comfortable** – High-density, closed-cell nitrile rubber cushion provides excellent anti-fatigue qualities to help reduce the pain and fatigue associated with standing for long periods of time
- **Safe** – Drainage holes allow liquid to flow through; beveled edges provide a safe transition from floor to mat and will not crack or curl
- **Durable** – Nitrile rubber provides years of useful life and can withstand the rigors of almost any industrial environment, including heavy cart traffic
- **Versatile** – Welding safe; grease/oil proof; chemical resistant; ESD rating of electrically conductive
- Tiles are 3/4" thick and available with black or OSHA-approved yellow striped border
- Linkable tiles can be linked together to create long runs, Modular Tiles can be linked to create custom configurations, and Workstations are ideal for standing areas

### Hog Heaven Drainable Modular Tiles

Corner Tile

Center Tile

Side Tile



#### Locking Mechanism


Hog Heaven Drainable Linkable tiles and Modular Tiles feature a unique locking mechanism to ensure the mats remain tightly connected

### Hog Heaven Drainable Linkable

Mat End

Mat Middle

Mat End





Hog Heaven Drainable Modular Tiles

### Product No. 4411 (18" Modular Tiles)

Available with a black or striped border

Tile	Size (in.)	Product Weight
Center Tile	18" x 18" x 3/4"	6.8 lbs.
Side Tile	18" x 21.75" x 3/4"	7.8 lbs.
Corner Tile	21.75" x 21.75" x 3/4"	9.6 lbs.

### Product No. 4412 (36" Modular Tiles)

Available with a black or striped border

Tile	Size (in.)	Product Weight
Center Tile	36" x 36" x 3/4"	28 lbs.
Side Tile	36" x 39.75" x 3/4"	29.4 lbs.
Corner Tile	39.75" x 39.75" x 3/4"	32 lbs.

### Product No. 4413 (Linkable - black border)

### Product No. 4414 (Linkable - yellow border)

	Size (in.)	Product Weight
Mat End	39.75" x 43.75"	35.4 lbs.
Mat Middle	36" x 43.75"	31.2 lbs.

### Product No. 4415 (Workstation - black border)

### Product No. 4416 (Workstation - yellow border)

Size (in.)	Product Weight
43.75" x 43.75"	37 lbs.

**Note:** Mat sizes are approximate as rubber shrinks and expands in conjunction with temperature and time. Tolerable manufacturing size variance is 3-5%.



Hog Heaven Drainable Linkable



M + A MATTING

800.241.5549

www.mamattng.com